

STRUCTURE

Total Thickness	2.30 mm
N° of plies	2
Fabric	Polyester
Weft	Rigid
Weight	2.50 kg/m ²
Constant Temp. °C	-15 / 80
Intermittent Temp. °C	-25 / 100

1 Top cover	
Thickness	0.70 mm
Material	PVC
Colour	White 00
Surface	Pattern D
Hardness	70 ShA
2 Internal cover	
Material	PVC
3 Bottom cover	
Thickness	0.00 mm
Material	-
Colour	Natural
Surface	WP Fabric
Hardness	0 ShA

TENSIONS N/mm

Breaking load	120
Working load 1% elongation	10
Max. load at 1.5% elong.	15

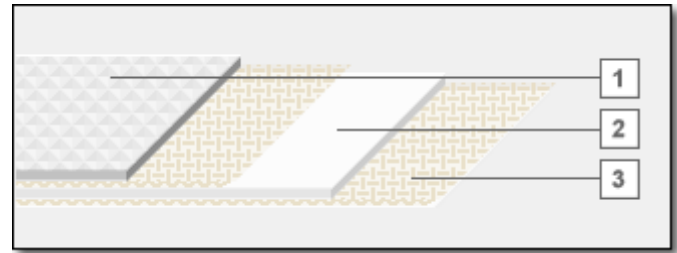
MIN. DRUM DIAMETER mm

	Flexing [F]	35
	Back flexing [C]	55

20°C

FASTENERS

1D , MR1 , RS-62 , UX1SP



PROFILES APPLICATION

Profiles on top cover	Yes
Profiles on bottom cover	Yes
Runer sidewalls	Yes

SPECIAL CHARACTERST.

FDA	FDA Food
EU	EU food (Regulation EU 10/2011)
A	Limited resistance to animal oils & greases
V	Vegetal oils & greases resistant

SUPPORT SURFACE

Slider bed	Yes
Rollers	Yes
Troughed application	No

FRICTION COEFF. BOTTOM COVER

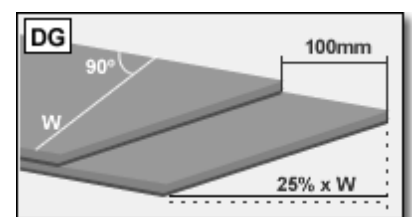
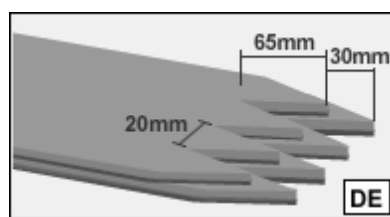
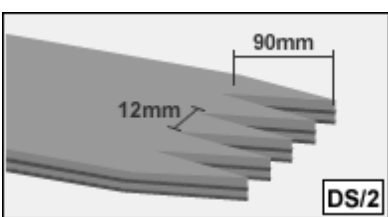
On steel Din/Est.	0.16 / 0.21
On wood Din/Est.	0.21 / 0.27
On plastic Din/Est.	0.18 / 0.27

REMARKS

Longitudinal splice	Yes
Max. manufacturing width	2000 mm
Last Modified	15/03/2010

SPLICING PARAMETERS (Stratified fibreglass sheets, not metal)

Splice	Pressure Kp/cm ²	Sup. Temp. °C	Inf. Temp. °C	Min time	Top cov. Flomil / Film	Intern. Flomil	Sheet
DS/2 (Recommend)	2.00	170	165	12	Film CB00	-	18
DE	2.00	175	175	6	CBL00	ITR00	1
DG	2.00	175	175	6	CBL00	ITR00	3



On smooth covers, put silicone paper to improve the finish of the splice.
 On embossed covers, use the correct silicone mould to reproduce the belt pattern.
 Time starts when the press has reached the stated temperature.